



Please find enclosed the applicable Fund Facts documents for the mutual funds held in the CIBC IPRS Conservative Income Portfolio (Non-Registered).

CIBC Money Market Fund	1
CIBC Canadian Short-Term Bond Index Fund	4
CIBC Canadian Bond Index Fund	7
CIBC Global Bond Index Fund	10
CIBC Canadian Index Fund	13

For a complete Simplified Prospectus, please visit our website at www.simplii.com/en/investments/mutual-funds.html.

As always, we are pleased to be of service. Should you require any additional information, please call 1-888-723-8881.



CIBC Money Market Fund - Class A

This document contains key information you should know about Class A units of CIBC Money Market Fund. You can find more details in the fund's simplified prospectus. Ask your representative for a copy, contact Canadian Imperial Bank of Commerce (CIBC) at 1-800-465-3863, or visit www.cibc.com/mutualfunds.

Before you invest in any fund, consider how the fund would work with your other investments and your tolerance for risk.

Quick Facts

Fund code(s):	CIB480 (CAD)	Fund manager:	Canadian Imperial Bank of Commerce
Date class started:	November 30, 1988	Portfolio manager:	CIBC Asset Management Inc.
Total value of fund on April 30, 2018:	\$1,334,505,022	Distributions:	Net income allocated daily, distributed monthly
Management expense ratio (MER):	0.71%	Minimum investment:	\$500 initial, \$25 subsequent

What does the fund invest in?

The fund invests primarily in high-quality, short-term debt securities issued by the Government of Canada or any Canadian provincial government, obligations of Canadian banks and trust companies, and commercial paper with an approved credit rating. Investment in securities of foreign issuers is not generally expected to exceed 20% of the net asset value.

The charts below give you a snapshot of the fund's investments on April 30, 2018. The fund's investments will change.

TOP 10 INVESTMENTS (as at April 30, 2018)

Canadian Master Trust, Discount Note, 1.57%, 2018/05/02	4.2%
Zeus Receivables Trust, Senior Discount Note, 1.64%, 2018/05/31	3.5%
Fusion Trust, Series 'AA', Discount Note, 1.80%, 2018/08/02	3.3%
Bay Street Funding Trust, Discount Note, 1.65%, 2018/06/14	3.1%
Royal Bank of Canada, Floating Rate, 1.83%, 2018/07/30	2.9%
Banner Trust, Discount Note, 1.46%, 2018/05/10	2.9%
Merit Trust, Senior Discount Note, 1.87%, 2018/10/11	2.8%
Fusion Trust, Series 'AA', Discount Note, 1.67%, 2018/06/21	2.6%
Bank of Nova Scotia, Floating Rate, 1.78%, 2018/10/12	2.3%
Storm King Funding, Discount Note, 1.81%, 2018/08/21	2.2%
Total percentage of top 10 investments:	29.8%

Total number of investments: 77

INVESTMENT MIX (as at April 30, 2018)

Short-Term Investments	81.7%
Fixed Income Securities	17.8%
Other Assets, less Liabilities	0.5%

How risky is it?

The value of the fund can go down as well as up. You could lose money.

One way to gauge risk is to look at how much a fund's returns change over time. This is called "volatility".

In general, funds with higher volatility will have returns that change more over time. They typically have a greater chance of losing money and may have a greater chance of higher returns. Funds with lower volatility tend to have returns that change less over time. They typically have lower returns and may have a lower chance of losing money.

Risk rating

CIBC has rated the volatility of this fund as **Low**.

This rating is based on how much the fund's returns have changed from year to year. It does not tell you how volatile the fund will be in the future. The rating can change over time. A fund with a low risk rating can still lose money.

Low	Low to Medium	Medium	Medium to High	High
------------	------------------	--------	-------------------	------

For more information about the risk rating, refer to *Investment Risk Classification Methodology* under *Specific Information about Each of the Mutual Funds Described in this Document* in the fund's simplified prospectus. For more information about specific risks that can affect the fund's returns, refer to the simplified prospectus under the section *What are the Risks of Investing in the Fund?* for the fund.

No guarantees

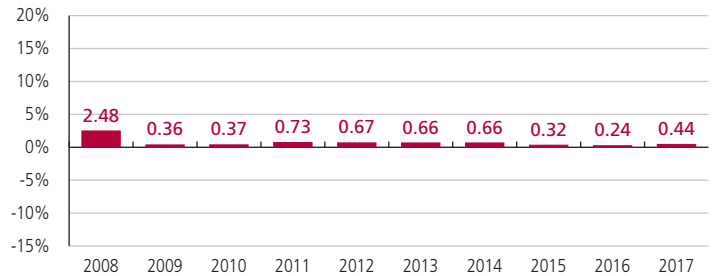
Like most mutual funds, this fund does not have any guarantees. You may not get back the amount of money you invest.

How has the fund performed?

This section tells you how Class A units of the fund have performed over the past 10 years. Returns are after expenses have been deducted. These expenses reduce the fund’s returns.

YEAR-BY-YEAR RETURNS

This chart shows how Class A units of the fund performed in each of the past 10 calendar years. Class A units have not dropped in value in any of the 10 years. The range of returns and change from year to year can help you assess how risky the fund has been in the past. It does not tell you how the fund will perform in the future.



BEST AND WORST 3-MONTH RETURNS

This table shows the best and worst returns for Class A units of the fund in a 3-month period over the past 10 calendar years. The best and worst 3-month returns could be higher or lower in the future. Consider how much of a loss you could afford to take in a short period of time.

	Return	3 months ending	If you invested \$1,000 at the beginning of the period
Best return	0.87%	March 31, 2008	Your investment would rise to \$1,009
Worst return	0.03%	March 31, 2010	Your investment would remain unchanged at \$1,000

AVERAGE RETURN

The annual compounded return of Class A units of the fund was 0.61% over the past 10 years. If you had invested \$1,000 in the fund 10 years ago, your investment would be worth \$1,063 as at April 30, 2018.

Who is this fund for?

Investors who:

- want regular income and prefer an investment that preserves their capital; and
- are looking for a liquid, short-term investment.

A word about tax

In general, you will have to pay income tax on any money you make on a fund. How much you pay depends on the tax laws where you live and whether or not you hold the fund in a registered plan such as a Registered Retirement Savings Plan (RRSP) or a Tax-Free Savings Account (TFSA).

Keep in mind that if you hold your fund in a non-registered plan, fund distributions are included in your taxable income, whether you receive them in cash or have them reinvested.

How much does it cost?

The following tables show the fees and expenses you could pay to buy, own, and sell Class A units of the fund. The fees and expenses - including any commissions - can vary among classes of a fund and among funds. Higher commissions can influence representatives to recommend one investment over another. Ask about other funds and investments that may be suitable for you at a lower cost.

On or about July 23, 2018, we will begin our program to automatically convert eligible investors from Class A units into the Premium Class units of the Fund (bearing a lower management fee) when their investment amount in Class A units of the Fund, or their aggregated investment amount in Class A units and Premium Class units of the Fund, within a single account meets the minimum investment amount of Premium Class units of \$100,000. Eligible investors will benefit from a management fee decrease. See *Automatic conversion program* below under the sub-heading *Fund expenses*. If you no longer meet the minimum investment amount for Premium Class units, we may convert your Premium Class units back into Class A units which have a higher management fee. See *Purchases, Switches and Redemptions* in the Fund’s simplified prospectus and speak to your investment advisor for additional details.

1. SALES CHARGES

There are currently no sales charges payable when you buy, switch, or sell units of the fund through CIBC Securities Inc. or CIBC Investor Services Inc. You may pay sales charges if you purchase units of the fund through another firm.

2. FUND EXPENSES

You don't pay these expenses directly. They affect you because they reduce the fund's returns.

As at December 31, 2017, the expenses for Class A units of the fund were 0.71% of its value. This equals \$7.10 for every \$1,000 invested.

	Annual rate (as a % of the fund's value)
Management expense ratio (MER) This is the total of the fund's management fee (including the trailing commission) and operating expenses for Class A units of the fund. CIBC waived some of the fund's expenses. If it had not done so, the MER would have been higher.	0.71%
Trading expense ratio (TER) These are the fund's trading costs.	0.00%
Fund expenses	0.71%

Automatic conversion program

The management fee decrease from Class A units to Premium Class units is 0.70%.

More about the trailing commission

The trailing commission is an ongoing commission. It is paid for as long as you own the fund. It is for the services and advice that your representative and their firm provide to you.

CIBC pays the trailing commission to your representative's firm. It is paid from the fund's management fee and is based on the value of your investment.

For Class A units, a trailing commission of 0% to 0.50% of the value of your investment each year (\$0.00 to \$5.00 each year on every \$1,000 invested) is paid from the management fee.

3. OTHER FEES

You may have to pay other fees when you buy, hold, sell, switch, or convert units of the fund.

Fee	What you pay
Switch fee	If you sell units of the fund to buy units of another fund, you may pay a switch fee of up to 2% of the value of units you switch through a representative's firm other than CIBC Securities Inc. or CIBC Investor Services Inc. This fee goes to your representative's firm.
Conversion fee	If you convert units of the fund to another class of units of the same fund, you may pay a conversion fee of up to 2% of the value of units you convert through a representative's firm other than CIBC Securities Inc. or CIBC Investor Services Inc. This fee goes to your representative's firm.

What if I change my mind?

Under securities law in some provinces and territories, you have the right to:

- withdraw from an agreement to buy mutual funds within two business days after you receive a simplified prospectus or Fund Facts document, or
- cancel your purchase within 48 hours after you receive confirmation of the purchase.

In some provinces and territories, you also have the right to cancel a purchase, or in some jurisdictions, claim damages, if the simplified prospectus, annual information form, Fund Facts document, or financial statements contain a misrepresentation. You must act within the time limit set by the securities law in your province or territory.

For more information, see the securities law of your province or territory or ask a lawyer.

For more information

Contact CIBC or your representative for a copy of the fund's simplified prospectus and other disclosure documents. These documents and the Fund Facts make up the fund's legal documents.

CIBC
18 York Street, Suite 1300
Toronto, ON M5J 2T8

1-800-465-3863
www.cibc.com/mutualfunds

To learn more about investing in mutual funds, see the brochure **Understanding mutual funds**, which is available on the website of the Canadian Securities Administrators at www.securities-administrators.ca.





CIBC Canadian Short-Term Bond Index Fund - Class A

This document contains key information you should know about Class A units of CIBC Canadian Short-Term Bond Index Fund. You can find more details in the fund's simplified prospectus. Ask your representative for a copy, contact Canadian Imperial Bank of Commerce (CIBC) at 1-800-465-3863, or visit www.cibc.com/mutualfunds.

Before you invest in any fund, consider how the fund would work with your other investments and your tolerance for risk.

Quick Facts

Fund code(s):	CIB489 (CAD)	Fund manager:	Canadian Imperial Bank of Commerce
Date class started:	September 28, 1993	Portfolio manager:	CIBC Asset Management Inc.
Total value of fund on April 30, 2018:	\$2,571,666,821	Distributions:	Net income, monthly Net realized capital gains, annually in December
Management expense ratio (MER):	1.09%	Minimum investment:	\$500 initial, \$25 subsequent

What does the fund invest in?

The fund invests to track the performance of the FTSE TMX Canada Short Term Bond Index, which is intended to represent the Canadian short-term bond market. Investment in securities of foreign issuers is not generally expected to exceed 5% of the net asset value.

The charts below give you a snapshot of the fund's investments on April 30, 2018. The fund's investments will change.

TOP 10 INVESTMENTS (as at April 30, 2018)

Canada Housing Trust No. 1, 2.00%, 2019/12/15	4.3%
Canada Housing Trust No. 1, 1.95%, 2019/06/15	3.9%
Canada Housing Trust No. 1, 2.40%, 2022/12/15	3.3%
Canada Housing Trust No. 1, Series '71', 1.25%, 2021/06/15	3.2%
Canada Housing Trust No. 1, Series '66', 1.45%, 2020/06/15	2.7%
Canada Housing Trust No. 1, 2.65%, 2022/03/15	2.6%
Government of Canada, 3.75%, 2019/06/01	2.4%
Government of Canada, 3.50%, 2020/06/01	2.0%
Canada Housing Trust No. 1, 1.25%, 2020/12/15	2.0%
Canada Housing Trust No. 1, Series '36', 3.35%, 2020/12/15	2.0%
Total percentage of top 10 investments:	28.4%

Total number of investments: 310

INVESTMENT MIX (as at April 30, 2018)

Government of Canada & Guaranteed Bonds	46.5%
Corporate Bonds	32.9%
Provincial Government & Guaranteed Bonds	18.0%
Municipal Government & Guaranteed Bonds	1.4%
Supranational Bonds	0.6%
Mortgage-Backed Securities	0.4%
Other Assets, less Liabilities	0.2%

How risky is it?

The value of the fund can go down as well as up. You could lose money.

One way to gauge risk is to look at how much a fund's returns change over time. This is called "volatility".

In general, funds with higher volatility will have returns that change more over time. They typically have a greater chance of losing money and may have a greater chance of higher returns. Funds with lower volatility tend to have returns that change less over time. They typically have lower returns and may have a lower chance of losing money.

Risk rating

CIBC has rated the volatility of this fund as **Low**.

This rating is based on how much the fund's returns have changed from year to year. It does not tell you how volatile the fund will be in the future. The rating can change over time. A fund with a low risk rating can still lose money.

Low	Low to Medium	Medium	Medium to High	High
------------	------------------	--------	-------------------	------

For more information about the risk rating, refer to *Investment Risk Classification Methodology* under *Specific Information about Each of the Mutual Funds Described in this Document* in the fund's simplified prospectus. For more information about specific risks that can affect the fund's returns, refer to the simplified prospectus under the section *What are the Risks of Investing in the Fund?* for the fund.

No guarantees

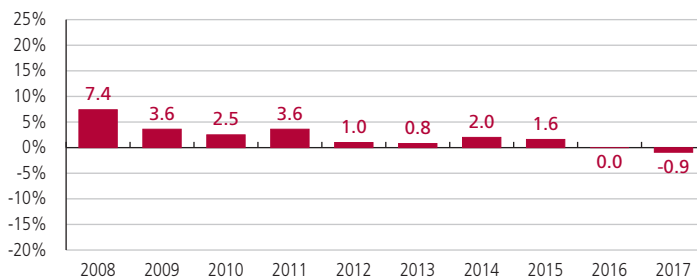
Like most mutual funds, this fund does not have any guarantees. You may not get back the amount of money you invest.

How has the fund performed?

This section tells you how Class A units of the fund have performed over the past 10 years. Returns are after expenses have been deducted. These expenses reduce the fund's returns.

YEAR-BY-YEAR RETURNS

This chart shows how Class A units of the fund performed in each of the past 10 calendar years. Class A units dropped in value in 1 of the 10 years. The range of returns and change from year to year can help you assess how risky the fund has been in the past. It does not tell you how the fund will perform in the future.



BEST AND WORST 3-MONTH RETURNS

This table shows the best and worst returns for Class A units of the fund in a 3-month period over the past 10 calendar years. The best and worst 3-month returns could be higher or lower in the future. Consider how much of a loss you could afford to take in a short period of time.

	Return	3 months ending	If you invested \$1,000 at the beginning of the period
Best return	3.9%	December 31, 2008	Your investment would rise to \$1,039
Worst return	-1.5%	July 31, 2017	Your investment would drop to \$985

AVERAGE RETURN

The annual compounded return of Class A units of the fund was 1.8% over the past 10 years. If you had invested \$1,000 in the fund 10 years ago, your investment would be worth \$1,199 as at April 30, 2018.

Who is this fund for?

Investors who:

- are seeking regular income and returns similar to those of the FTSE TMX Canada Short Term Bond Index; and
- are investing for the short to medium term.

A word about tax

In general, you will have to pay income tax on any money you make on a fund. How much you pay depends on the tax laws where you live and whether or not you hold the fund in a registered plan such as a Registered Retirement Savings Plan (RRSP) or a Tax-Free Savings Account (TFSA).

Keep in mind that if you hold your fund in a non-registered plan, fund distributions are included in your taxable income, whether you receive them in cash or have them reinvested.

How much does it cost?

The following tables show the fees and expenses you could pay to buy, own, and sell Class A units of the fund. The fees and expenses - including any commissions - can vary among classes of a fund and among funds. Higher commissions can influence representatives to recommend one investment over another. Ask about other funds and investments that may be suitable for you at a lower cost.

On or about July 23, 2018, we will begin our program to automatically convert eligible investors from Class A units into the Premium Class units of the Fund (bearing a lower management fee) when their investment amount in Class A units of the Fund, or their aggregated investment amount in Class A units and Premium Class units of the Fund, within a single account meets the minimum investment amount of Premium Class units of \$50,000. Eligible investors will benefit from a management fee decrease. See *Automatic conversion program* below under the sub-heading *Fund expenses*. If you no longer meet the minimum investment amount for Premium Class units, we may convert your Premium Class units back into Class A units which have a higher management fee. See *Purchases, Switches and Redemptions* in the Fund's simplified prospectus and speak to your investment advisor for additional details.

1. SALES CHARGES

There are currently no sales charges payable when you buy, switch, or sell units of the fund through CIBC Securities Inc. or CIBC Investor Services Inc. You may pay sales charges if you purchase units of the fund through another firm.

2. FUND EXPENSES

You don't pay these expenses directly. They affect you because they reduce the fund's returns.

As at December 31, 2017, the expenses for Class A units of the fund were 1.09% of its value. This equals \$10.90 for every \$1,000 invested.

	Annual rate (as a % of the fund's value)
Management expense ratio (MER) This is the total of the fund's management fee (including the trailing commission) and operating expenses for Class A units of the fund. CIBC waived some of the fund's expenses. If it had not done so, the MER would have been higher.	1.09%
Trading expense ratio (TER) These are the fund's trading costs.	0.00%
Fund expenses	1.09%

Automatic conversion program

The management fee decrease from Class A units to Premium Class units is 0.50%.

More about the trailing commission

The trailing commission is an ongoing commission. It is paid for as long as you own the fund. It is for the services and advice that your representative and their firm provide to you.

CIBC pays the trailing commission to your representative's firm. It is paid from the fund's management fee and is based on the value of your investment.

For Class A units, a trailing commission of 0% to 0.25% of the value of your investment each year (\$0.00 to \$2.50 each year on every \$1,000 invested) is paid from the management fee.

3. OTHER FEES

You may have to pay other fees when you buy, hold, sell, switch, or convert units of the fund.

Fee	What you pay
Short-term trading fee	Up to 2% of the value of units you sell or switch within 30 days of buying them. This fee goes to the fund.
Switch fee	If you sell units of the fund to buy units of another fund, you may pay a switch fee of up to 2% of the value of units you switch through a representative's firm other than CIBC Securities Inc. or CIBC Investor Services Inc. This fee goes to your representative's firm.
Conversion fee	If you convert units of the fund to another class of units of the same fund, you may pay a conversion fee of up to 2% of the value of units you convert through a representative's firm other than CIBC Securities Inc. or CIBC Investor Services Inc. This fee goes to your representative's firm.

What if I change my mind?

Under securities law in some provinces and territories, you have the right to:

- withdraw from an agreement to buy mutual funds within two business days after you receive a simplified prospectus or Fund Facts document, or
- cancel your purchase within 48 hours after you receive confirmation of the purchase.

In some provinces and territories, you also have the right to cancel a purchase, or in some jurisdictions, claim damages, if the simplified prospectus, annual information form, Fund Facts document, or financial statements contain a misrepresentation. You must act within the time limit set by the securities law in your province or territory.

For more information, see the securities law of your province or territory or ask a lawyer.

For more information

Contact CIBC or your representative for a copy of the fund's simplified prospectus and other disclosure documents. These documents and the Fund Facts make up the fund's legal documents.

CIBC
18 York Street, Suite 1300
Toronto, ON M5J 2T8

1-800-465-3863
www.cibc.com/mutualfunds

To learn more about investing in mutual funds, see the brochure **Understanding mutual funds**, which is available on the website of the Canadian Securities Administrators at www.securities-administrators.ca.





CIBC Canadian Bond Index Fund - Class A

This document contains key information you should know about Class A units of CIBC Canadian Bond Index Fund. You can find more details in the fund's simplified prospectus. Ask your representative for a copy, contact Canadian Imperial Bank of Commerce (CIBC) at 1-800-465-3863, or visit www.cibc.com/mutualfunds.

Before you invest in any fund, consider how the fund would work with your other investments and your tolerance for risk.

Quick Facts

Fund code(s):	CIB503 (CAD)	Fund manager:	Canadian Imperial Bank of Commerce
Date class started:	September 22, 1997	Portfolio manager:	CIBC Asset Management Inc.
Total value of fund on April 30, 2018:	\$423,266,550	Distributions:	Net income, quarterly (in March, June, September, and December) Net realized capital gains, annually in December
Management expense ratio (MER):	1.16%	Minimum investment:	\$500 initial, \$25 subsequent

What does the fund invest in?

The fund invests to track the performance of the FTSE TMX Canada Universe Bond Index, which is intended to reflect the performance of the broad Canadian investment-grade bond market. Investment in securities of foreign issuers is not generally expected to exceed 5% of the net asset value.

The charts below give you a snapshot of the fund's investments on April 30, 2018. The fund's investments will change.

TOP 10 INVESTMENTS (as at April 30, 2018)

Canada Housing Trust No. 1, 2.00%, 2019/12/15	2.5%
Government of Canada, 3.50%, 2045/12/01	2.4%
Canada Housing Trust No. 1, 1.95%, 2019/06/15	2.2%
Government of Canada, 4.00%, 2041/06/01	1.9%
Canada Housing Trust No. 1, 3.80%, 2021/06/15	1.8%
Canada Housing Trust No. 1, Series '36', 3.35%, 2020/12/15	1.6%
Canada Housing Trust No. 1, 2.40%, 2022/12/15	1.6%
Canada Housing Trust No. 1, 2.65%, 2022/03/15	1.3%
Province of Quebec, 5.00%, 2041/12/01	1.2%
Government of Canada, 3.75%, 2019/06/01	1.2%
Total percentage of top 10 investments:	17.7%

Total number of investments: 572

INVESTMENT MIX (as at April 30, 2018)

Provincial Government & Guaranteed Bonds	33.6%
Government of Canada & Guaranteed Bonds	32.8%
Corporate Bonds	28.3%
Municipal Government & Guaranteed Bonds	3.7%
Supranational Bonds	1.1%
Cash & Cash Equivalents	0.5%
Mortgage-Backed Securities	0.1%
Other Assets, less Liabilities	-0.1%

How risky is it?

The value of the fund can go down as well as up. You could lose money.

One way to gauge risk is to look at how much a fund's returns change over time. This is called "volatility".

In general, funds with higher volatility will have returns that change more over time. They typically have a greater chance of losing money and may have a greater chance of higher returns. Funds with lower volatility tend to have returns that change less over time. They typically have lower returns and may have a lower chance of losing money.

Risk rating

CIBC has rated the volatility of this fund as **Low**.

This rating is based on how much the fund's returns have changed from year to year. It does not tell you how volatile the fund will be in the future. The rating can change over time. A fund with a low risk rating can still lose money.

Low	Low to Medium	Medium	Medium to High	High
------------	------------------	--------	-------------------	------

For more information about the risk rating, refer to *Investment Risk Classification Methodology* under *Specific Information about Each of the Mutual Funds Described in this Document* in the fund's simplified prospectus. For more information about specific risks that can affect the fund's returns, refer to the simplified prospectus under the section *What are the Risks of Investing in the Fund?* for the fund.

No guarantees

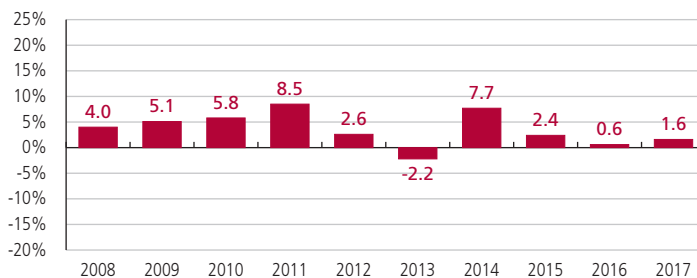
Like most mutual funds, this fund does not have any guarantees. You may not get back the amount of money you invest.

How has the fund performed?

This section tells you how Class A units of the fund have performed over the past 10 years. Returns are after expenses have been deducted. These expenses reduce the fund's returns.

YEAR-BY-YEAR RETURNS

This chart shows how Class A units of the fund performed in each of the past 10 calendar years. Class A units dropped in value in 1 of the 10 years. The range of returns and change from year to year can help you assess how risky the fund has been in the past. It does not tell you how the fund will perform in the future.



BEST AND WORST 3-MONTH RETURNS

This table shows the best and worst returns for Class A units of the fund in a 3-month period over the past 10 calendar years. The best and worst 3-month returns could be higher or lower in the future. Consider how much of a loss you could afford to take in a short period of time.

	Return	3 months ending	If you invested \$1,000 at the beginning of the period
Best return	6.6%	January 31, 2015	Your investment would rise to \$1,066
Worst return	-3.7%	December 31, 2016	Your investment would drop to \$963

AVERAGE RETURN

The annual compounded return of Class A units of the fund was 3.3% over the past 10 years. If you had invested \$1,000 in the fund 10 years ago, your investment would be worth \$1,381 as at April 30, 2018.

Who is this fund for?

Investors who:

- are seeking returns similar to those of the FTSE TMX Canada Universe Bond Index; and
- are investing for the short to medium term.

A word about tax

In general, you will have to pay income tax on any money you make on a fund. How much you pay depends on the tax laws where you live and whether or not you hold the fund in a registered plan such as a Registered Retirement Savings Plan (RRSP) or a Tax-Free Savings Account (TFSA).

Keep in mind that if you hold your fund in a non-registered plan, fund distributions are included in your taxable income, whether you receive them in cash or have them reinvested.

How much does it cost?

The following tables show the fees and expenses you could pay to buy, own, and sell Class A units of the fund. The fees and expenses - including any commissions - can vary among classes of a fund and among funds. Higher commissions can influence representatives to recommend one investment over another. Ask about other funds and investments that may be suitable for you at a lower cost.

On or about July 23, 2018, we will begin our program to automatically convert eligible investors from Class A units into the Premium Class units of the Fund (bearing a lower management fee) when their investment amount in Class A units of the Fund, or their aggregated investment amount in Class A units and Premium Class units of the Fund, within a single account meets the minimum investment amount of Premium Class units of \$50,000. Eligible investors will benefit from a management fee decrease. See *Automatic conversion program* below under the sub-heading *Fund expenses*. If you no longer meet the minimum investment amount for Premium Class units, we may convert your Premium Class units back into Class A units which have a higher management fee. See *Purchases, Switches and Redemptions* in the Fund's simplified prospectus and speak to your investment advisor for additional details.

1. SALES CHARGES

There are currently no sales charges payable when you buy, switch, or sell units of the fund through CIBC Securities Inc. or CIBC Investor Services Inc. You may pay sales charges if you purchase units of the fund through another firm.

2. FUND EXPENSES

You don't pay these expenses directly. They affect you because they reduce the fund's returns.

As at December 31, 2017, the expenses for Class A units of the fund were 1.16% of its value. This equals \$11.60 for every \$1,000 invested.

	Annual rate (as a % of the fund's value)
Management expense ratio (MER) This is the total of the fund's management fee (including the trailing commission) and operating expenses for Class A units of the fund. CIBC waived some of the fund's expenses. If it had not done so, the MER would have been higher.	1.16%
Trading expense ratio (TER) These are the fund's trading costs.	0.00%
Fund expenses	1.16%

Automatic conversion program

The management fee decrease from Class A units to Premium Class units is 0.25%.

More about the trailing commission

The trailing commission is an ongoing commission. It is paid for as long as you own the fund. It is for the services and advice that your representative and their firm provide to you.

CIBC pays the trailing commission to your representative's firm. It is paid from the fund's management fee and is based on the value of your investment.

For Class A units, a trailing commission of 0% to 0.25% of the value of your investment each year (\$0.00 to \$2.50 each year on every \$1,000 invested) is paid from the management fee.

3. OTHER FEES

You may have to pay other fees when you buy, hold, sell, switch, or convert units of the fund.

Fee	What you pay
Short-term trading fee	Up to 2% of the value of units you sell or switch within 30 days of buying them. This fee goes to the fund.
Switch fee	If you sell units of the fund to buy units of another fund, you may pay a switch fee of up to 2% of the value of units you switch through a representative's firm other than CIBC Securities Inc. or CIBC Investor Services Inc. This fee goes to your representative's firm.
Conversion fee	If you convert units of the fund to another class of units of the same fund, you may pay a conversion fee of up to 2% of the value of units you convert through a representative's firm other than CIBC Securities Inc. or CIBC Investor Services Inc. This fee goes to your representative's firm.

What if I change my mind?

Under securities law in some provinces and territories, you have the right to:

- withdraw from an agreement to buy mutual funds within two business days after you receive a simplified prospectus or Fund Facts document, or
- cancel your purchase within 48 hours after you receive confirmation of the purchase.

In some provinces and territories, you also have the right to cancel a purchase, or in some jurisdictions, claim damages, if the simplified prospectus, annual information form, Fund Facts document, or financial statements contain a misrepresentation. You must act within the time limit set by the securities law in your province or territory.

For more information, see the securities law of your province or territory or ask a lawyer.

For more information

Contact CIBC or your representative for a copy of the fund's simplified prospectus and other disclosure documents. These documents and the Fund Facts make up the fund's legal documents.

CIBC
18 York Street, Suite 1300
Toronto, ON M5J 2T8

1-800-465-3863
www.cibc.com/mutualfunds

To learn more about investing in mutual funds, see the brochure **Understanding mutual funds**, which is available on the website of the Canadian Securities Administrators at www.securities-administrators.ca.





CIBC Global Bond Index Fund - Class A

This document contains key information you should know about Class A units of CIBC Global Bond Index Fund. You can find more details in the fund's simplified prospectus. Ask your representative for a copy, contact Canadian Imperial Bank of Commerce (CIBC) at 1-800-465-3863, or visit www.cibc.com/mutualfunds.

Before you invest in any fund, consider how the fund would work with your other investments and your tolerance for risk.

Quick Facts

Fund code(s):	CIB511 (CAD)	Fund manager:	Canadian Imperial Bank of Commerce
Date class started:	February 3, 1998	Portfolio manager:	CIBC Asset Management Inc.
Total value of fund on April 30, 2018:	\$61,526,520	Distributions:	Annually, in December
Management expense ratio (MER):	1.19%	Minimum investment:	\$500 initial, \$25 subsequent

What does the fund invest in?

The fund invests in securities that are included in the JP Morgan Global Government Bond Index (ex. Canada), which reflects the global government bond market excluding Canada. The fund also invests in derivatives in order to track the index.

The charts below give you a snapshot of the fund's investments on April 30, 2018. The fund's investments will change.

TOP 10 INVESTMENTS (as at April 30, 2018)

United States 10 Year Treasury Note Future, June 2018	12.0%
Kreditanstalt fuer Wiederaufbau-KfW, 2.60%, 2037/06/20	6.2%
Euro - OAT Future, June 2018	6.2%
United States Treasury Bond, 6.25%, 2030/05/15	6.2%
Asian Development Bank, 2.35%, 2027/06/21	5.8%
United States 2 Year Treasury Note Future, June 2018	5.8%
Japan 10 Year Bond Future, June 2018	5.8%
Germany EURO-BUND Future, June 2018	4.4%
United States 5 Year Treasury Note Future, June 2018	3.8%
Euro-BTP Italian Government Bond Futures, June 2018	3.5%
Total percentage of top 10 investments:	59.7%

Total number of investments: 37

INVESTMENT MIX (as at April 30, 2018)

United States Dollar	39.3%
Euro	29.4%
Japanese Yen	20.0%
British Pound	6.1%
Cash & Cash Equivalents	3.3%
Australian Dollar	1.6%
Danish Krone	0.4%
Swedish Krona	0.3%
Other Assets, less Liabilities	0.1%
Forward & Spot Contracts	-0.5%

How risky is it?

The value of the fund can go down as well as up. You could lose money.

One way to gauge risk is to look at how much a fund's returns change over time. This is called "volatility".

In general, funds with higher volatility will have returns that change more over time. They typically have a greater chance of losing money and may have a greater chance of higher returns. Funds with lower volatility tend to have returns that change less over time. They typically have lower returns and may have a lower chance of losing money.

Risk rating

CIBC has rated the volatility of this fund as **Low to Medium**.

This rating is based on how much the fund's returns have changed from year to year. It does not tell you how volatile the fund will be in the future. The rating can change over time. A fund with a low risk rating can still lose money.

Low	Low to Medium	Medium	Medium to High	High
-----	----------------------	--------	----------------	------

For more information about the risk rating, refer to *Investment Risk Classification Methodology* under *Specific Information about Each of the Mutual Funds Described in this Document* in the fund's simplified prospectus. For more information about specific risks that can affect the fund's returns, refer to the simplified prospectus under the section *What are the Risks of Investing in the Fund?* for the fund.

No guarantees

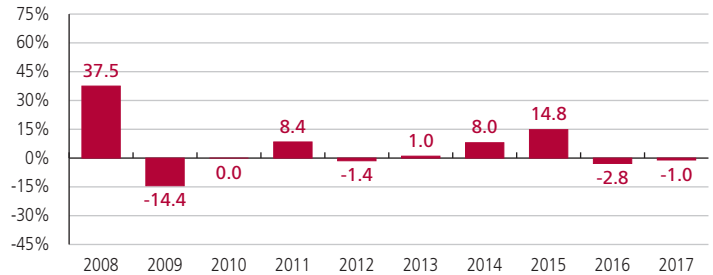
Like most mutual funds, this fund does not have any guarantees. You may not get back the amount of money you invest.

How has the fund performed?

This section tells you how Class A units of the fund have performed over the past 10 years. Returns are after expenses have been deducted. These expenses reduce the fund's returns.

YEAR-BY-YEAR RETURNS

This chart shows how Class A units of the fund performed in each of the past 10 calendar years. Class A units dropped in value in 4 of the 10 years. The range of returns and change from year to year can help you assess how risky the fund has been in the past. It does not tell you how the fund will perform in the future.



BEST AND WORST 3-MONTH RETURNS

This table shows the best and worst returns for Class A units of the fund in a 3-month period over the past 10 calendar years. The best and worst 3-month returns could be higher or lower in the future. Consider how much of a loss you could afford to take in a short period of time.

	Return	3 months ending	If you invested \$1,000 at the beginning of the period
Best return	25.5%	December 31, 2008	Your investment would rise to \$1,255
Worst return	-9.8%	May 31, 2009	Your investment would drop to \$902

AVERAGE RETURN

The annual compounded return of Class A units of the fund was 3.7% over the past 10 years. If you had invested \$1,000 in the fund 10 years ago, your investment would be worth \$1,431 as at April 30, 2018.

Who is this fund for?

Investors who:

- are seeking returns similar to those of the JP Morgan Global Government Bond Index (ex. Canada); and
- are investing for the medium term.

A word about tax

In general, you will have to pay income tax on any money you make on a fund. How much you pay depends on the tax laws where you live and whether or not you hold the fund in a registered plan such as a Registered Retirement Savings Plan (RRSP) or a Tax-Free Savings Account (TFSA).

Keep in mind that if you hold your fund in a non-registered plan, fund distributions are included in your taxable income, whether you receive them in cash or have them reinvested.

How much does it cost?

The following tables show the fees and expenses you could pay to buy, own, and sell Class A units of the fund. The fees and expenses - including any commissions - can vary among classes of a fund and among funds. Higher commissions can influence representatives to recommend one investment over another. Ask about other funds and investments that may be suitable for you at a lower cost.

On or about July 23, 2018, we will begin our program to automatically convert eligible investors from Class A units into the Premium Class units of the Fund (bearing a lower management fee) when their investment amount in Class A units of the Fund, or their aggregated investment amount in Class A units and Premium Class units of the Fund, within a single account meets the minimum investment amount of Premium Class units of \$50,000. Eligible investors will benefit from a management fee decrease. See *Automatic conversion program* below under the sub-heading *Fund expenses*. If you no longer meet the minimum investment amount for Premium Class units, we may convert your Premium Class units back into Class A units which have a higher management fee. See *Purchases, Switches and Redemptions* in the Fund's simplified prospectus and speak to your investment advisor for additional details.

1. SALES CHARGES

There are currently no sales charges payable when you buy, switch, or sell units of the fund through CIBC Securities Inc. or CIBC Investor Services Inc. You may pay sales charges if you purchase units of the fund through another firm.

2. FUND EXPENSES

You don't pay these expenses directly. They affect you because they reduce the fund's returns.

As at December 31, 2017, the expenses for Class A units of the fund were 1.20% of its value. This equals \$12.00 for every \$1,000 invested.

	Annual rate (as a % of the fund's value)
Management expense ratio (MER) This is the total of the fund's management fee (including the trailing commission) and operating expenses for Class A units of the fund. CIBC waived some of the fund's expenses. If it had not done so, the MER would have been higher.	1.19%
Trading expense ratio (TER) These are the fund's trading costs.	0.01%
Fund expenses	1.20%

Automatic conversion program

The management fee decrease from Class A units to Premium Class units is 0.45%.

More about the trailing commission

The trailing commission is an ongoing commission. It is paid for as long as you own the fund. It is for the services and advice that your representative and their firm provide to you.

CIBC pays the trailing commission to your representative's firm. It is paid from the fund's management fee and is based on the value of your investment.

For Class A units, a trailing commission of 0% to 0.25% of the value of your investment each year (\$0.00 to \$2.50 each year on every \$1,000 invested) is paid from the management fee.

3. OTHER FEES

You may have to pay other fees when you buy, hold, sell, switch, or convert units of the fund.

Fee	What you pay
Short-term trading fee	Up to 2% of the value of units you sell or switch within 30 days of buying them. This fee goes to the fund.
Switch fee	If you sell units of the fund to buy units of another fund, you may pay a switch fee of up to 2% of the value of units you switch through a representative's firm other than CIBC Securities Inc. or CIBC Investor Services Inc. This fee goes to your representative's firm.
Conversion fee	If you convert units of the fund to another class of units of the same fund, you may pay a conversion fee of up to 2% of the value of units you convert through a representative's firm other than CIBC Securities Inc. or CIBC Investor Services Inc. This fee goes to your representative's firm.

What if I change my mind?

Under securities law in some provinces and territories, you have the right to:

- withdraw from an agreement to buy mutual funds within two business days after you receive a simplified prospectus or Fund Facts document, or
- cancel your purchase within 48 hours after you receive confirmation of the purchase.

In some provinces and territories, you also have the right to cancel a purchase, or in some jurisdictions, claim damages, if the simplified prospectus, annual information form, Fund Facts document, or financial statements contain a misrepresentation. You must act within the time limit set by the securities law in your province or territory.

For more information, see the securities law of your province or territory or ask a lawyer.

For more information

Contact CIBC or your representative for a copy of the fund's simplified prospectus and other disclosure documents. These documents and the Fund Facts make up the fund's legal documents.

CIBC
18 York Street, Suite 1300
Toronto, ON M5J 2T8

1-800-465-3863
www.cibc.com/mutualfunds

To learn more about investing in mutual funds, see the brochure **Understanding mutual funds**, which is available on the website of the Canadian Securities Administrators at www.securities-administrators.ca.





CIBC Canadian Index Fund - Class A

This document contains key information you should know about Class A units of CIBC Canadian Index Fund. You can find more details in the fund's simplified prospectus. Ask your representative for a copy, contact Canadian Imperial Bank of Commerce (CIBC) at 1-800-465-3863, or visit www.cibc.com/mutualfunds.

Before you invest in any fund, consider how the fund would work with your other investments and your tolerance for risk.

Quick Facts

Fund code(s):	CIB300 (CAD)	Fund manager:	Canadian Imperial Bank of Commerce
Date class started:	July 25, 1996	Portfolio manager:	CIBC Asset Management Inc.
Total value of fund on April 30, 2018:	\$587,769,997	Distributions:	Annually, in December
Management expense ratio (MER):	1.14%	Minimum investment:	\$500 initial, \$25 subsequent

What does the fund invest in?

The fund invests primarily in securities that are included in the S&P/TSX Composite Index, which reflects the Canadian equity market and includes the largest companies listed on the TSX. The fund may also invest in derivatives in order to track the index.

The charts below give you a snapshot of the fund's investments on April 30, 2018. The fund's investments will change.

TOP 10 INVESTMENTS (as at April 30, 2018)

Royal Bank of Canada	6.4%
Toronto-Dominion Bank (The)	6.0%
Bank of Nova Scotia	4.3%
Suncor Energy Inc.	3.6%
Canadian National Railway Co.	3.3%
Enbridge Inc.	3.0%
Bank of Montreal	2.9%
Canadian Natural Resources Ltd.	2.3%
Canadian Imperial Bank of Commerce	2.3%
BCE Inc.	2.2%
Total percentage of top 10 investments:	36.3%

Total number of investments: 254

INVESTMENT MIX (as at April 30, 2018)

Financials	35.1%
Energy	19.2%
Materials	11.2%
Industrials	9.7%
Consumer Discretionary	5.4%
Telecommunication Services	4.4%
Information Technology	3.7%
Utilities	3.5%
Consumer Staples	3.4%
Real Estate	2.8%
Other Equities	1.4%
Cash & Cash Equivalents	0.2%

How risky is it?

The value of the fund can go down as well as up. You could lose money.

One way to gauge risk is to look at how much a fund's returns change over time. This is called "volatility".

In general, funds with higher volatility will have returns that change more over time. They typically have a greater chance of losing money and may have a greater chance of higher returns. Funds with lower volatility tend to have returns that change less over time. They typically have lower returns and may have a lower chance of losing money.

Risk rating

CIBC has rated the volatility of this fund as **Medium**.

This rating is based on how much the fund's returns have changed from year to year. It does not tell you how volatile the fund will be in the future. The rating can change over time. A fund with a low risk rating can still lose money.



For more information about the risk rating, refer to *Investment Risk Classification Methodology* under *Specific Information about Each of the Mutual Funds Described in this Document* in the fund's simplified prospectus. For more information about specific risks that can affect the fund's returns, refer to the simplified prospectus under the section *What are the Risks of Investing in the Fund?* for the fund.

No guarantees

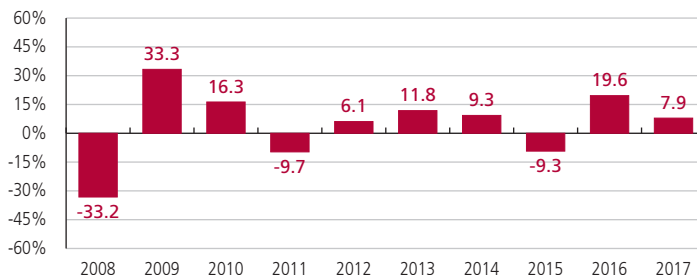
Like most mutual funds, this fund does not have any guarantees. You may not get back the amount of money you invest.

How has the fund performed?

This section tells you how Class A units of the fund have performed over the past 10 years. Returns are after expenses have been deducted. These expenses reduce the fund's returns.

YEAR-BY-YEAR RETURNS

This chart shows how Class A units of the fund performed in each of the past 10 calendar years. Class A units dropped in value in 3 of the 10 years. The range of returns and change from year to year can help you assess how risky the fund has been in the past. It does not tell you how the fund will perform in the future.



BEST AND WORST 3-MONTH RETURNS

This table shows the best and worst returns for Class A units of the fund in a 3-month period over the past 10 calendar years. The best and worst 3-month returns could be higher or lower in the future. Consider how much of a loss you could afford to take in a short period of time.

	Return	3 months ending	If you invested \$1,000 at the beginning of the period
Best return	28.4%	May 31, 2009	Your investment would rise to \$1,284
Worst return	-32.0%	November 30, 2008	Your investment would drop to \$680

AVERAGE RETURN

The annual compounded return of Class A units of the fund was 3.1% over the past 10 years. If you had invested \$1,000 in the fund 10 years ago, your investment would be worth \$1,357 as at April 30, 2018.

Who is this fund for?

Investors who:

- are seeking a broadly diversified Canadian equity fund and returns similar to those of the S&P/TSX Composite Index; and
- are investing for the medium to long term.

A word about tax

In general, you will have to pay income tax on any money you make on a fund. How much you pay depends on the tax laws where you live and whether or not you hold the fund in a registered plan such as a Registered Retirement Savings Plan (RRSP) or a Tax-Free Savings Account (TFSA).

Keep in mind that if you hold your fund in a non-registered plan, fund distributions are included in your taxable income, whether you receive them in cash or have them reinvested.

How much does it cost?

The following tables show the fees and expenses you could pay to buy, own, and sell Class A units of the fund. The fees and expenses - including any commissions - can vary among classes of a fund and among funds. Higher commissions can influence representatives to recommend one investment over another. Ask about other funds and investments that may be suitable for you at a lower cost.

On or about July 23, 2018, we will begin our program to automatically convert eligible investors from Class A units into the Premium Class units of the Fund (bearing a lower management fee) when their investment amount in Class A units of the Fund, or their aggregated investment amount in Class A units and Premium Class units of the Fund, within a single account meets the minimum investment amount of Premium Class units of \$50,000. Eligible investors will benefit from a management fee decrease. See *Automatic conversion program* below under the sub-heading *Fund expenses*. If you no longer meet the minimum investment amount for Premium Class units, we may convert your Premium Class units back into Class A units which have a higher management fee. See *Purchases, Switches and Redemptions* in the Fund's simplified prospectus and speak to your investment advisor for additional details.

1. SALES CHARGES

There are currently no sales charges payable when you buy, switch, or sell units of the fund through CIBC Securities Inc. or CIBC Investor Services Inc. You may pay sales charges if you purchase units of the fund through another firm.

2. FUND EXPENSES

You don't pay these expenses directly. They affect you because they reduce the fund's returns.

As at December 31, 2017, the expenses for Class A units of the fund were 1.15% of its value. This equals \$11.50 for every \$1,000 invested.

	Annual rate (as a % of the fund's value)
Management expense ratio (MER) This is the total of the fund's management fee (including the trailing commission) and operating expenses for Class A units of the fund. CIBC waived some of the fund's expenses. If it had not done so, the MER would have been higher.	1.14%
Trading expense ratio (TER) These are the fund's trading costs.	0.01%
Fund expenses	1.15%

Automatic conversion program

The management fee decrease from Class A units to Premium Class units is 0.25%.

More about the trailing commission

The trailing commission is an ongoing commission. It is paid for as long as you own the fund. It is for the services and advice that your representative and their firm provide to you.

CIBC pays the trailing commission to your representative's firm. It is paid from the fund's management fee and is based on the value of your investment.

For Class A units, a trailing commission of 0% to 0.25% of the value of your investment each year (\$0.00 to \$2.50 each year on every \$1,000 invested) is paid from the management fee.

3. OTHER FEES

You may have to pay other fees when you buy, hold, sell, switch, or convert units of the fund.

Fee	What you pay
Short-term trading fee	Up to 2% of the value of units you sell or switch within 30 days of buying them. This fee goes to the fund.
Switch fee	If you sell units of the fund to buy units of another fund, you may pay a switch fee of up to 2% of the value of units you switch through a representative's firm other than CIBC Securities Inc. or CIBC Investor Services Inc. This fee goes to your representative's firm.
Conversion fee	If you convert units of the fund to another class of units of the same fund, you may pay a conversion fee of up to 2% of the value of units you convert through a representative's firm other than CIBC Securities Inc. or CIBC Investor Services Inc. This fee goes to your representative's firm.

What if I change my mind?

Under securities law in some provinces and territories, you have the right to:

- withdraw from an agreement to buy mutual funds within two business days after you receive a simplified prospectus or Fund Facts document, or
- cancel your purchase within 48 hours after you receive confirmation of the purchase.

In some provinces and territories, you also have the right to cancel a purchase, or in some jurisdictions, claim damages, if the simplified prospectus, annual information form, Fund Facts document, or financial statements contain a misrepresentation. You must act within the time limit set by the securities law in your province or territory.

For more information, see the securities law of your province or territory or ask a lawyer.

For more information

Contact CIBC or your representative for a copy of the fund's simplified prospectus and other disclosure documents. These documents and the Fund Facts make up the fund's legal documents.

CIBC
18 York Street, Suite 1300
Toronto, ON M5J 2T8

1-800-465-3863
www.cibc.com/mutualfunds

To learn more about investing in mutual funds, see the brochure **Understanding mutual funds**, which is available on the website of the Canadian Securities Administrators at www.securities-administrators.ca.

